

## Parts List for 87,200 Series Brakes (rev. B) (And Pre-Rev Controlled Brakes.)

### Information required when ordering replacement parts:

Give part number of parts or kits needed, brake model number, and brake serial number. The brake model and serial number may identify special brakes not covered by this parts list.

When ordering hubs, specify shaft diameter (hub bore) and keyway.

Enclosures are designed as follows: **O** = Standard **E** = Dust-tight, waterproof (DTWP)

Circled items are contained in kit Item A

For installation and service instructions, see P/N 8-078-927-00 (Sheet 300.6).

Detailed service instruction sheet is included with each kit.

**Stearns®**

SEE INSTALLATION AND SERVICE SHEET OF INSTALLATION LABEL INSIDE OF HOUSING BEFORE INSTALLING OPERATING OR SERVICING BRAKE

Model number 108725100EQB	Rev B	Serial number
Torque lb-ft	Mounting	Amps Inrush
Volts	Hertz	Amps holding

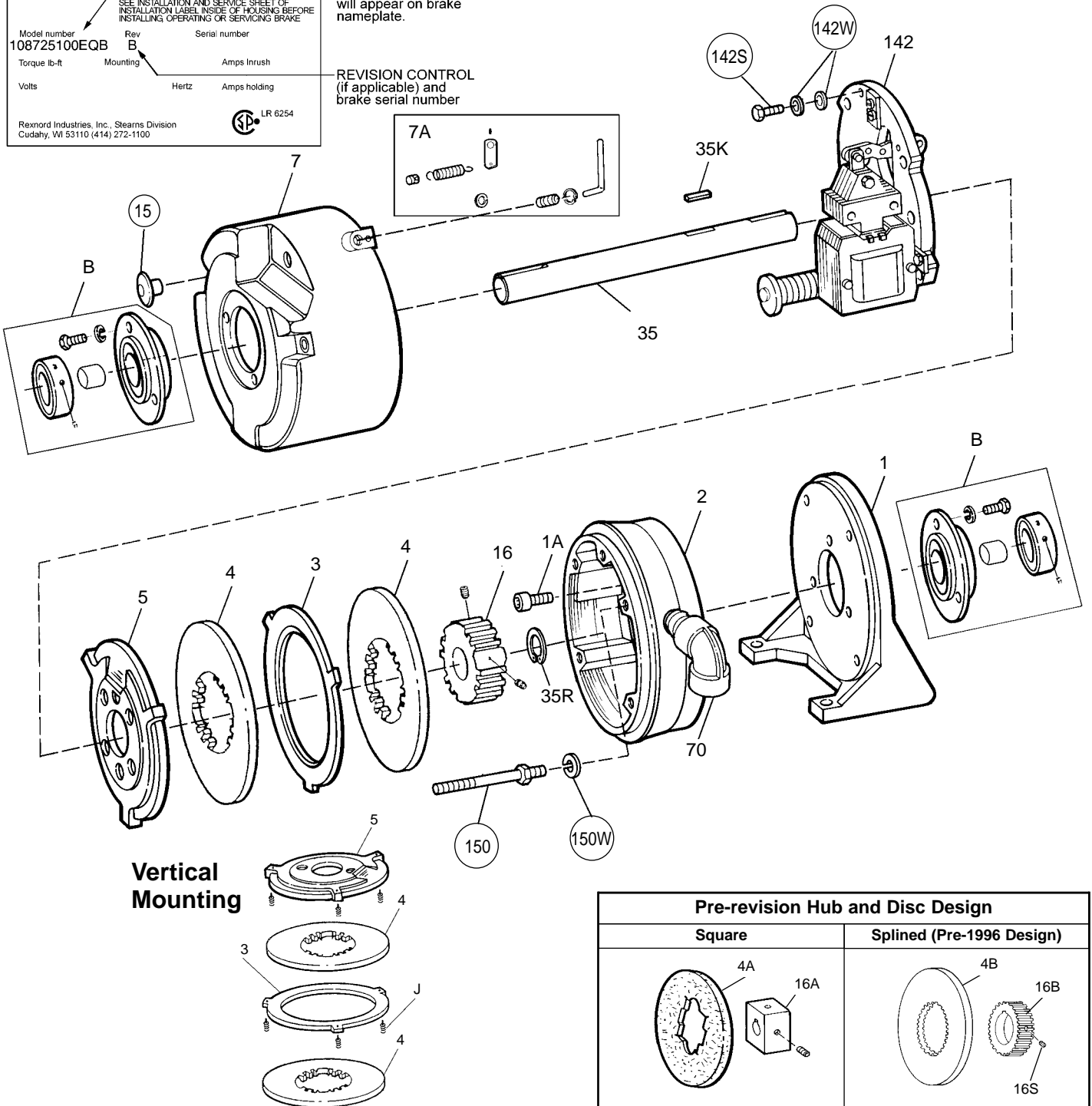
Rexnord Industries, Inc., Stearns Division  
Cudahy, WI 53110 (414) 272-1100

LR 6254

Note:

MODEL NUMBER will appear on brake nameplate.

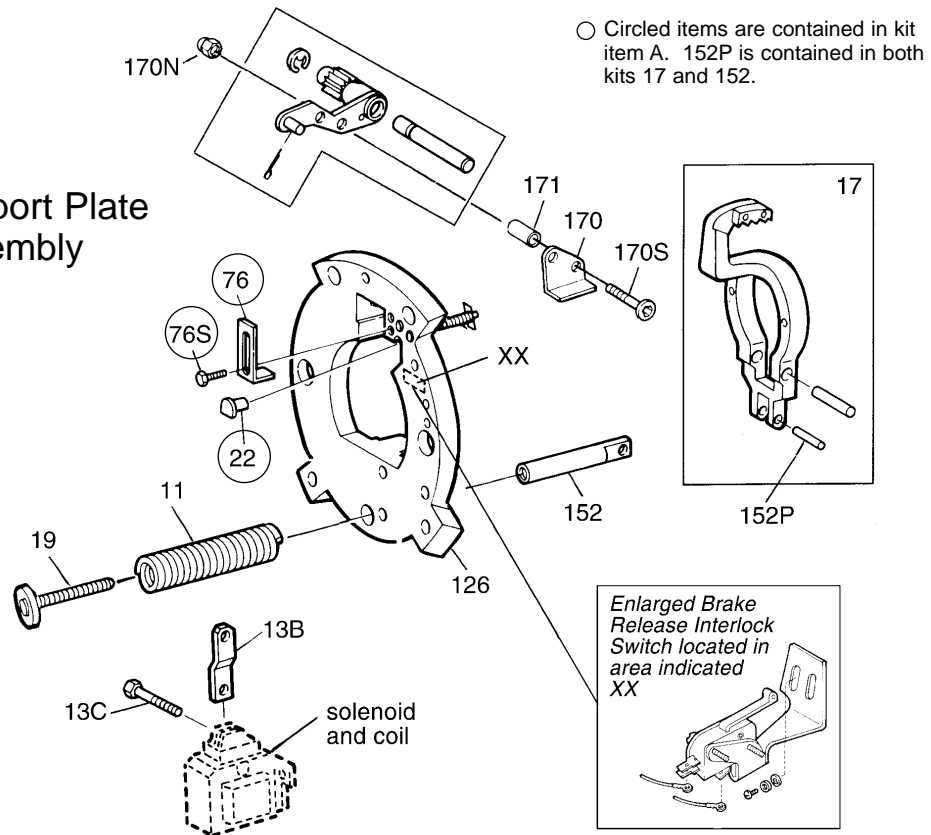
REVISION CONTROL (if applicable) and brake serial number



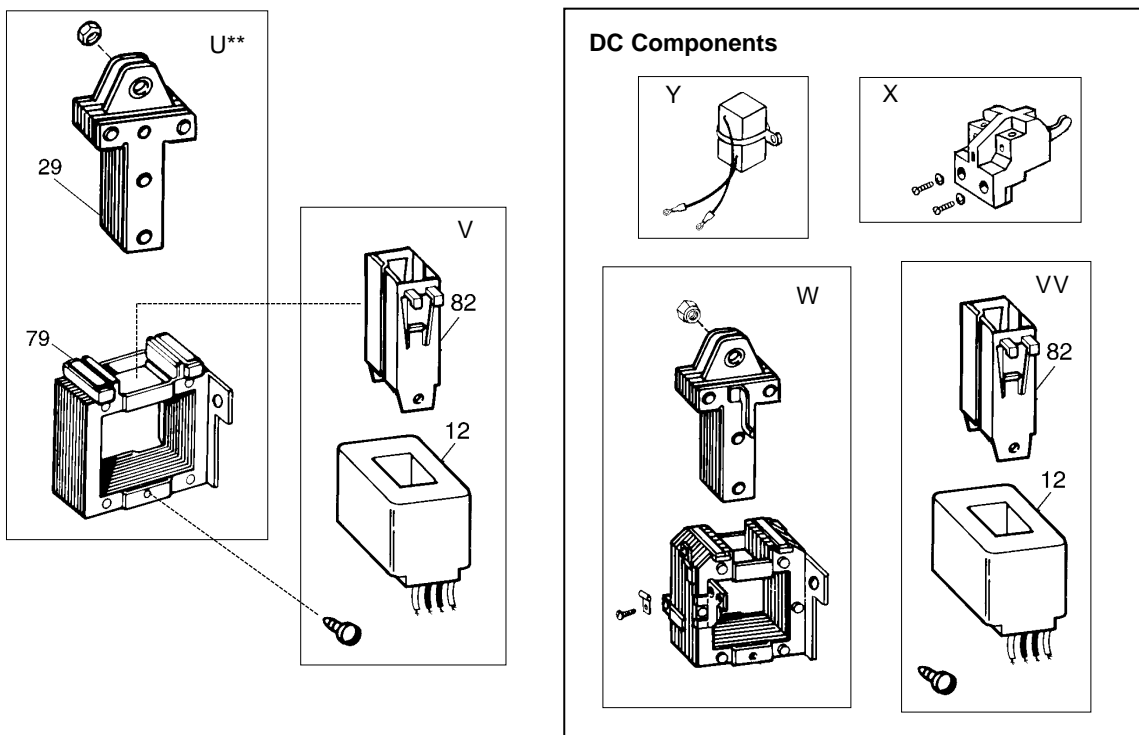
Pre-revision Hub and Disc Design	
Square	Splined (Pre-1996 Design)



## Support Plate Assembly



## Solenoid and Coil



**TABLE 2**

Components of Support Plate and Coil Assembly

Item	Description	Part Number	Torque (lb-ft)			
			10	15	25 50	35 75 105
126*	Support plate and bearing assembly	5-26-7007-00	1	1	1	
22	Support plate and bearing assembly	5-26-7008-00				1
76	Solenoid lever stop	8-022-203-00	1	1	1	1
76S	Wrap spring stop	8-076-703-00	1	1	1	1
76S	Screw (wrap spring stop) 10-24 x 1/2	9-25-9013-00	2	2	2	2
8	Solenoid lever and pinion kit	5-66-7371-00	1	1	1	1
170	Release plate	8-170-706-00	1	1	1	1
170N	Nut (release plate) 1/4 x 20	9-40-3730-00	2	2	2	2
170S	Cap screw (release plate)	9-15-1031-00	2	2	2	2
171	Spacer (release plate)	8-141-707-00	2	2	2	2
17	Lever arm kit	5-66-7271-00	1	1	1	1
19&152	Pressure spring tube kit	5-66-7471-00	1	1	1	1
11	Pressure spring kit - black (formerly blue)	5-66-3072-00	1			
	Pressure spring kit - white (formerly yellow)	5-66-3074-00		1		
	Pressure spring kit - orange (formerly red)	5-66-3076-00			1	
	Pressure spring kit - purple (formerly green)	5-66-3078-00				1
<b>AC Brakes</b>						
U**	No. 5 AC solenoid kit	5-66-5051-00	1			
	No. 6 AC solenoid kit	5-66-5061-00		1	1	
	No. 8 AC solenoid kit	5-66-5081-00				1
13B	Solenoid link	8-013-703-00	1	1	1	
	Solenoid link	8-013-704-00				1
13C	Solenoid link cap screw	8-157-701-00	1			
	Solenoid link cap screw	8-157-702-00		1	1	
	Solenoid link cap screw	8-157-703-00				1
V	No. 5 coil kit 60 Hz	115/230 Vac	5-66-6507-33	1		
		230/460 Vac	5-66-6509-33	1		
		115 Vac	5-66-6501-33	1		
		230 Vac	5-66-6502-33	1		
		460 Vac	5-66-6504-33	1		
		575 Vac	5-66-6505-33	1		
	No. 6 coil kit 60 Hz	115/230 Vac	5-66-6607-33		1	1
		230/460 Vac	5-66-6609-33		1	1
		115 Vac	5-66-6601-33		1	1
		230 Vac	5-66-6602-33		1	1
		460 Vac	5-66-6604-33		1	1
		575 Vac	5-66-6605-33		1	1
	No. 8 coil kit 60 Hz	115/230 Vac	5-66-6807-33			1
		230/460 Vac	5-66-6809-33			1
		115 Vac	5-66-6801-33			1
		230 Vac	5-66-6802-33			1
		460 Vac	5-66-6804-33			1
		575 Vac	5-66-6805-33			1
XX	Brake release interlock switch	5-57-5517-00	1	1	1	1
<b>DC Brakes</b>						
W	No. 5 DC solenoid assembly	5-12-5557-00	1			
	No. 6 DC solenoid assembly	5-12-5567-00		1	1	
	No. 8 DC solenoid assembly	5-12-5589-00				1
VV	No. 5 coil assembly	115 Vdc	5-96-6516-33	1		
		230 Vdc	5-96-6517-33	1		
	No. 6 coil assembly	115 Vdc	5-96-6616-33		1	1
		230 Vdc	5-96-6617-33		1	1
	No. 8 coil assembly	115 Vdc	5-96-6816-33			1
		230 Vdc	5-96-6817-33			1
X	DC switch assembly	5-57-5501-00	1	1	1	1
Y	Arc suppression module	5-57-5711-00	1	1	1	1

\*Consult factory for price and availability on complete support plate assemblies including solenoid.

\*\*AC brakes with the brake release interlock (N.O.) switch Item XX use Item W solenoid assembly for switch mounting in place of Item U.

**TABLE 3**

Contents of Kits and Assemblies (contents may vary)

Letter Designation	Kit Description
7A	Manual release kit (5-55-7002-00) Spring anchor      Bearing Release spring      O ring Release arm      Retaining ring Roll pin      Release lever
5	Pressure plate kit (5-66-8571-00) 1 - Pressure plate
4	Friction disc kit - rev. B (5-66-8483-00) 1 - Friction disc
4A	Friction disc kit - square (5-66-8272-00) 1 - Friction disc
4B	Friction disc kit - old spline (5-66-8478-00) 1 - Friction disc
3	Stationary disc kit (5-66-8372-00) 1 - Stationary disc
8	Solenoid lever and pinion kit (5-66-7371-00) 1 - Solenoid lever and pinion assembly 1 - Cotter pin 1 - Solenoid lever pivot pin 1 - Pivot pin retaining ring
17	Lever arm kit (5-66-7271-00) 1 - Lever arm assembly 1 - Lever arm pivot pin 1 - Spring tube pivot pin
19 & 152	Pressure spring tube kit (5-66-7471-00) 1 - Pressure spring tube 1 - Pressure spring screw 1 - Spring tube pivot pin
11	Pressure spring kit (5-66-307X-00) 1 - Pressure spring
U	AC solenoid kit (5-66-50X1-00) 1 - Plunger 1 - Frame 3 - Solenoid mounting screws 3 - Solenoid mounting conical spring washers 1 - Solenoid link nut
V	Coil kits (5-66-6XXX-33) AC coils 1 - Coil 2 - Plunger guides 2 - Plunger guide screws
VV	Coil assembly (5-96-6XXX-33) DC coils 1 - Coil 2 - Plunger guides 2 - Plunger guide screws
W	DC solenoid assembly (5-12-55XX-00) 1 - Plunger 1 - Frame 3 - Solenoid mounting screws 3 - Conical spring washers 1 - Solenoid link nut 1 - Cable clamp and screw
X	DC switch assembly (5-57-5501-00) 1 - DC switch 2 - Mounting screws 2 - Lock washers
XX	AC switch assembly (5-57-5517-00) (brake release interlock switch - N.O.) 1 - Microswitch 2 - Mounting screws 2 - Lock washers 2 - Flat washers 2 - Lead wire assembly
Y	Arc suppression module (5-57-5711-00) 1 - Arc suppression module 1 - Cable strap